

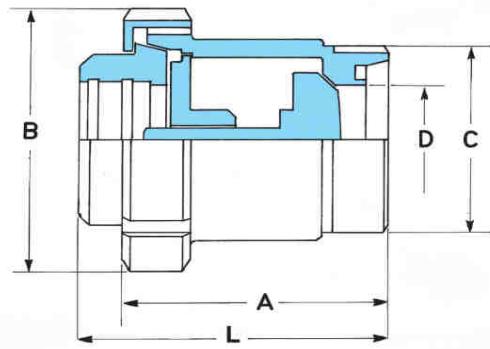
Art. 120

Valvola di ritegno femmina-mandrinare

No return valve male / expanding

Clapet de retenue fil. / dudgeonner

Tellerrückschlagventil Gew. / einwalzen



DN	25	32	40	50	65	80	100
A	68	82	82	88	98	136	142
B	70	92	92	112	127	148	179
C	52x 1/6" DIN 405	58x 1/6" DIN 405	65x 1/6" DIN 405	78x 1/6" DIN 405	95x 1/6" DIN 405	110x1/4" DIN 405	130x1/4" DIN 405
D	25	31	37	49	66	81	97,6
L	80	96	96	104	122	159	165

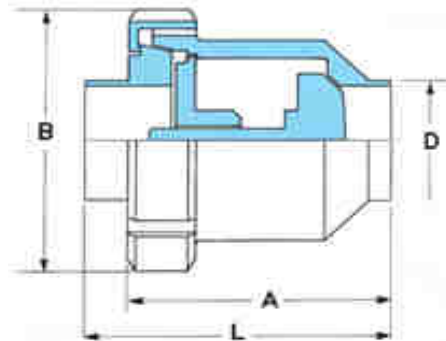
Art. 120A

Valvola di ritegno a saldare

No return valve welding ends

Clapet de retenue a souder

Tellerrückschlagventil schw. / schw.



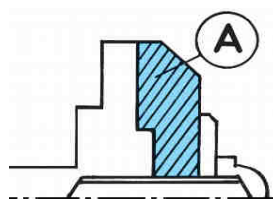
DN	1"	25	32	1 1/2"	40	2"	50	2 1/2"	65	3"	80	4"	100
A	68	68	82	82	82	88	88	98	98	136	136	142	142
B	70	70	92	92	92	112	112	127	127	148	148	179	179
D	25,4	28	34	38,1	40	50,8	52	63,5	70	76,2	85	101,6	104
L	80	80	96	96	96	104	104	122	122	159	159	165	165

Fungo di tenuta - Varianti

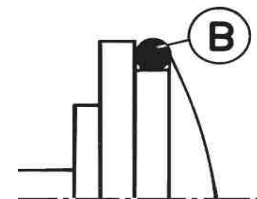
Valve Head

Tenue

Ventilterrer



A = PTFE



B = O ring (NBR, EPDM, SIL, VIT)